

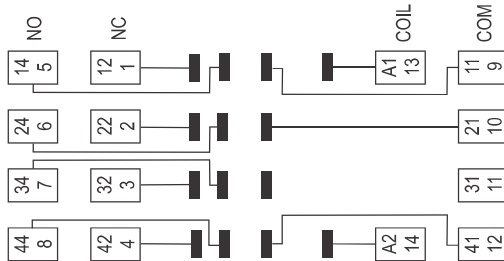


S14LD

Only
28.7 mm
WIDE

**Socket for P14 Relays [7A] DIN Rail
or Panel Mountable**

Wiring Diagram

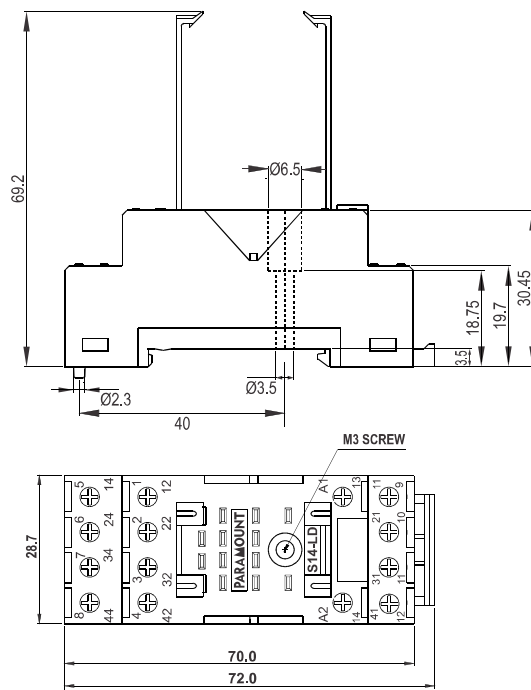


Specifications

Poles	4 Change Over Contact
Nominal load :	7A / 250 VAC
Insulation: Di-electric strength, 1minute	
Between contact and coil	2.5 KV
Between all terminals and DIN Rail	.25 KV
Between adjacent terminals	2.5 KV
Max. screw torque	1.2 Nm
Screw dimensions	M3, Pozi

Dimensions

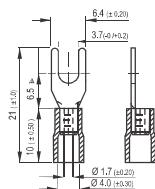
in mm.



Other Aspects

- DIN Rail / Panel Mountable
- EN / DIN Sequential Numbering according to EN 60947 & IEC 61810
- Integrated Relay Hold Down Clip
- Removable White Marking Label

Accessories



Fork / C type crimped Terminal
used for wire connection

Accessories

Fork / C - Terminal for Wire connection

Approvals

